

Enjoy the good times  
**carado**feeling

[www.carado.de](http://www.carado.de)



# Technical information model year 2012

## caradofeeling

### Carado Caravans

#### SP net



**C 164**  
EUR 10.251.–



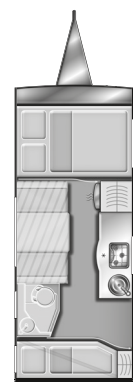
**C 205**  
EUR 10.924.–



**C 255**  
EUR 11.428.–

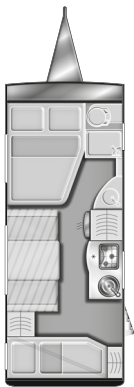


**C 364**  
EUR 11.764.–



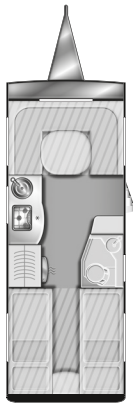
Overall length	638 cm	674 cm	700 cm	716 cm
Body length, externa	517 cm	547 cm	577 cm	587 cm
Overall width	232 cm	232 cm	232 cm	232 cm
Overall height	260 cm	260 cm	260 cm	260 cm
Internal length	440 cm	470 cm	502 cm	510 cm
Internal width	218 cm	218 cm	218 cm	218 cm
Standing height in living area	195 cm	195 cm	195 cm	195 cm
Unladen weight:	970 kg	1.000 kg	1.070 kg	1.090 kg
Total vehicle operating weight	1.040 kg	1.070 kg	1.140 kg	1.160 kg
Technically permissible maximum laden mass	1.350 kg	1.350 kg	1.350 kg	1.600 kg
Maximum payload	310 kg	280 kg	210 kg	440 kg
Permitted. additional load	–	–	1.600 kg (SA)	–
Axle	single	single	single	single
Tyre size	185 R14 C Li 102	185 R14 C Li 102	185 R14 C Li 102	185 R14 C Li 102
max. nose weight	100 kg	100 kg	100 kg	100 kg
Berths	3	4	4	5
Front bed dimensions (L x W)	211 x 137 cm	197 x 144 / 106 cm	197 x 144 / 106 cm	211 x 137 cm
Centre bed dimensions (L x W)	–	–	–	197 x 92 cm
Rear bed dimensions (L x W)	190 x 135 / 95 cm	212 x 138 cm	212 x 138 cm	2 x 188 x 70 / 51 cm
Bathroom (W x D)	100 x 78 / 60 cm	69 x 93 cm	69 x 93 cm	100 x 78 / 60 cm
Wardrobe (W x H x D)	60 x 135 x 61 cm	60 x 135 x 61 cm	60 x 135 x 61 cm	60 x 135 x 61 cm
Laundry cupboard (W x H x D)	In the wardrobe	–	–	30 x 195 x 50 cm
Roof vent	2	2	2	2
Refrigerator (of which freezer compartment)	113 l / 11 l	113 l / 11 l	113 l / 11 l	113 l / 11 l
Heating	–	–	150 l (SA)	150 l (SA)
Water tank / waste water tank	S 3002	S 3002	S 3002	S 3002
Lamps / spotlights 12 V	45 l / 22 l (SA)	45 l / 22 l (SA)	45 l / 22 l (SA)	45 l / 22 l (SA)
230 V sockets	10	14	15	12
Awning circumference	4	4	5	4
	925 cm	955 cm	985 cm	995 cm

**C 363**  
EUR 11.932.–



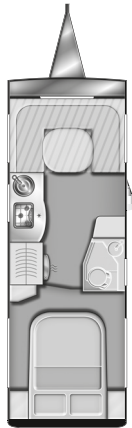
718 cm  
597 cm  
232 cm  
260 cm  
520 cm  
218 cm  
195 cm  
1.125 kg  
1.195 kg  
1.600 kg  
405 kg  
–  
single  
185 R14 C Li 102  
100 kg  
5  
197 x 144 / 106 cm  
197 x 92 cm  
2 x 188 x 80 / 61 cm  
69 x 93 cm  
60 x 135 x 61 cm  
30 x 195 x 60 cm  
45 x 195 x 52 cm  
2  
113 l / 11 l  
–  
S 3002  
45 l / 22 l (SA)  
14  
4  
1.005 cm

**C 417**  
EUR 12.268.–



756 cm  
627 cm  
232 cm  
260 cm  
550 cm  
218 cm  
195 cm  
1.120 kg  
1.190 kg  
1.600 kg  
410 kg  
–  
single  
185 R14 C Li 102  
100 kg  
4  
211 x 137 cm  
–  
2 x 195 x 80 cm  
100 x 78 / 60 cm  
80 x 135 x 61 cm  
In the wardrobe  
19 x 135 x 46 cm  
2  
113 l / 11 l  
–  
S 3002  
45 l / 22 l (SA)  
12  
6  
1.035 cm

**C 419**  
EUR 13.276.–



803 cm  
687 cm  
232 cm  
260 cm  
598 cm  
218 cm  
195 cm  
1.210 kg  
1.280 kg  
1.600 kg  
320 kg  
–  
single  
185 R14 C Li 102  
100 kg  
4  
211 x 137 cm  
–  
195 x 150 / 140 cm  
100 x 78 / 60 cm  
80 x 135 x 61 cm  
In the wardrobe  
19 x 135 x 46 cm  
2  
113 l / 11 l  
–  
S 5002  
45 l / 22 l (SA)  
13  
6  
1.080 cm

## Standard equipment

### Chassis

- Fully galvanised BPW System alloy chassis with galvanised axle beam
- Galvanized steadies
- Independent suspension with shock absorbers
- Automatic overrun brake system
- Spare wheel bracket in gas compartment

### Body / living area

- Floor thickness 41 mm
- Roof and wall thickness 34 mm
- Roof and side panels in tried-and-tested sandwich construction
- Integrated front stowage compartment for 2 x 11 kg gas bottles
- Single piece body door with integral waste bin
- Side panel outer skin in silver textured sheet
- Double-glazed hinged window with blackout blind and flyscreen (model-dependent)
- Insulated wheel arches
- Awning rail
- Ground skirt rail
- Furniture unit in tried and tested stable, self-supporting construction using high-quality plywood
- Canadian walnut furniture veneer
- Bunk beds, maximum load 75 kg
- Roof stowage compartment flaps with high quality metal hinges, Stowage compartment floors with vibration edge
- TV drawer or cabinet (model-dependent)
- Mattresses covered in living area upholstery with high-quality cold foam and wooden slatted base for fixed beds and for bunk beds with compact foam
- High quality and ergonomically formed seating cushions
- Monaco or Valencia fabric combination
- Bamboo-look floor

### On-board systems

- 13-pin Jaeger plug
- High-mounted brake light
- Circuit breaker with CEE connector
- 12 V lighting
- Indirect lighting in the circular seating groups
- 230 V sockets
- 230 V / 12 V transformer with automatic switching to towing vehicle
- Awning lamp

### Heating / ventilation

- Ventilated stowage compartments
- Safety ventilation to EN standard
- Truma S 3002 with automatic ignition / Truma S 5002 (model-dependent)

### Kitchen / water supply

- Spacious, ergonomic kitchen design with generous worktops and deep round sink in stainless steel look
- Roller-mounted cutlery drawer
- 3-burner hob with ignition protection and glass cover
- Spice and herb shelf
- Easily accessible gas shut-off valves in the kitchen area
- 113 litre refrigerator with 11 litre freezer compartment
- Paper towel holder (model-dependent)
- 45 litre fresh water tank
- Rubbish bin

### Bathroom

- Thetford C 200 S WC (direct connection from water tank)
- Roof vent with flyscreen blind (model-dependent)
- Window in bathroom



\* The leaktightness guarantee is included in the im Comfort Package

SA = optional equipment

The technically permissible maximum laden mass and the permissible axle loads shall not be exceeded. The kerb weight is that of the standard production version without optional equipment. The total vehicle operating weight refers to the standard equipment plus 100% full water and a gas bottle as specified in EN 1645-2. The possible payload may be reduced by the weight of the optional extras.

The values have been taken from the price list or may be requested from your Carado dealership.

# Optional equipment

Prices excl. VAT

Code	Chassis	Price EUR	Add weight	C 164	C 205	C 255	C 364	C 363	C 417	C 419
40066	Heavy duty jacks	83.–	2 kg	□	□	□	□	□	□	□
40023	Spare wheel	130.–	17 kg	□	□	□	□	□	□	□
40024	Towbar cover (including backing plate)	125.–	8 kg	□	□	□	□	□	□	□
40039	Alloy wheels	251.–	–	□	□	□	□	□	□	□
40084	Hub caps	50.–	1 kg	□	□	□	□	□	□	□
40120	Winterhoff stabiliser (in the Comfort Package)	192.–	5 kg	x	x	x	x	x	x	x
40031	Upgrading to 1.600 kg (new chassis)	335.–	10 kg	–	–	□	●	●	●	●
40160	Downplating to 1.200 kg	63.–	–	□	□	□	–	–	–	–
40161	Downplating to 1.400 kg	63.–	–	–	–	–	□	□	□	□
<b>Exterior body</b>										
40131	Exterior stowage compartment, service flap, front (left 750 x 300)	147.–	2,5 kg	–	□	□	–	□	–	–
40132	Exterior stowage compartment, service flap, rear (left 750 x 300)	147.–	2,5 kg	–	–	–	–	–	–	□
40129	Exterior stowage compartment, service flap, front (right 750 x 300)	147.–	2,5 kg	□	–	–	□	–	□	□
40130	Exterior stowage compartment, service flap, rear (right 750 x 300)	147.–	2,5 kg	–	□	□	–	–	□	●
40168	Garage hatch	167.–	–	–	–	–	□	□	–	–
40008	Panorama roof vent in living area (in the Comfort Package)	234.–	11 kg	x	x	x	x	x	x	x
40134	Panorama roof vent in sleeping area	234.–	11 kg	–	–	–	–	–	–	□
40124	Front window including roller blind	209.–	2 kg	□	□	□	□	□	●	●
40125	Rear window including roller blind	209.–	2 kg	●	●	●	–	–	□	–
40009	Smooth panelling	580.–	1 kg/m <sup>2</sup>	□	□	□	□	□	□	–
40122	Flyscreen door (in the Comfort Package)	167.–	3 kg	x	x	x	x	x	x	x
<b>Body interior / living area</b>										
	Queen size bed in front or rear	–	–	–	●	●	–	●	–	–
	King size bed in rear	–	–	–	–	–	–	–	–	●
	Longitudinal single bed in rear	–	–	–	–	–	–	–	●	–
	Transverse bed in front	–	–	●	–	–	●	–	–	–
	Bunk bed in rear	–	–	–	–	–	●	●	–	–
	Round seating group	–	–	–	●	●	–	–	●	●
	Dinette	–	–	●	–	–	●	●	–	–
	Shoe cupboard in the entrance area	–	–	–	–	●	–	●	●	●
	Coat rack	–	–	–	●	–	●	–	●	●
	Glass-fronted cupboard in the entrance area	–	–	–	–	●	–	–	●	●
	Paper towel holder	–	–	●	–	●	●	–	●	●
40172	Option for conversion of single beds to double bed	167.–	6 kg	–	–	–	–	–	□	–
40014	Roof vent blackout blind (in the Comfort Package)	50.–	–	x	x	x	x	x	x	x
40104	Floor heating (electrical) for accessible area	377.–	6 kg	□	□	□	□	□	□	□
40123	Hot air system (in the Comfort Package)	192.–	3 kg	x	x	x	x	x	x	x
40042	Carpets	150.–	8 kg	□	□	□	□	□	□	□
40156	Fabric room divider in the sleeping area (in the Comfort Package)	150.–	3 kg	x	x	x	x	x	x	x
40157	Multipurpose cutting board (in the Comfort Package)	29.–	2 kg	x	x	x	x	x	x	x
<b>Kitchen / water supply</b>										
40016	Extractor	184.–	3 kg	□	□	□	□	□	□	□
40043	Alternative 150 litre refrigerator	587.–	–	–	–	□	□	–	–	–
40027	Truma Therme (in the Comfort Package)	192.–	7 kg	x	x	x	x	x	x	x
40077	Shower equipment with shower head and shower curtain	184.–	5 kg	□	□	□	□	□	□	□
40105	Waste water tank on rollers (in Comfort Package)	55.–	1 kg	x	x	x	x	x	x	x
<b>Packages</b>										
80037	<b>Comfort Package comprising:</b> Winterhoff stabiliser, Truma Therme, hot air system, panorama roof vent in living area, flyscreen door, waste water tank on rollers, fabric room divider, multifunction cutting board, roof vent blackout blind, leak tightness warranty (5 years)*	839.–	35 kg	□	□	□	□	□	□	□
<b>Other</b>										
	Approval documents	75.–	–	◆	◆	◆	◆	◆	◆	◆

Explanation:

● Standard equipment   □ Special equipment   x Available in the Package   ◆ Obligatory   – Non-obligatory

\* Carado GmbH's warranty provisions regarding leak tightness shall apply.

Carado Caravans prices as at 07/11 valid from 01.07.11. All prices are non-binding recommended retail prices excl. VAT ex works at Neustadt. Prices for special fittings apply only for new series manufacture. The dimensions and weights stated are approximate values. The kerb weight is that of the standard production version without optional equipment. The payload is reduced when optional equipment is fitted.

© t-sign marketing | www.tamara-lakatos.de 07.2011 | 3.000 GB