

Caravan 2012















Eriba-Touring
HYMER Feeling
HYMER Sporting Style
HYMER Sporting Jive
HYMER Nova
HYMER Nova S

HYMER

*"We share our free time with
HYMER, because we want
a good address for our second
home too!"*



Contents

	Eriba-Touring	6	
	HYMER Feeling	16	
	HYMER Sporting Style	26	
	HYMER Sporting Jive	34	
	HYMER Nova	40	
	HYMER Nova S	50	
	Technical Highlights	64	
	Upholstery and fabric combinations	74	



Intense holiday experiences.



To be connected with nature, to enjoy each other's company, to have fun, to experience freedom, how could leisure time be better experienced than in caravanning? Whether in the legendary travel-oriented Eriba Touring models, the modern HYMER Feeling models, the practical HYMER Sporting Style models, the family-friendly HYMER Sporting Jive models, the extraordinary Novas or the absolute top models in the HYMER Nova S series; you can always be sure that you have a well-developed and high quality van.

*Eriba-Touring
A legend with cult status*



Pure individualism.



Eriba Touring caravans have achieved cult status. For over 50 years, the construction principle has combined with an aerodynamic shape to provide an ideal home for people who yearn to see distant places. Lightweight construction, compact dimensions and a low overall height achieved by integrating a rising roof are features that are common on touring caravans. Its perfect towing characteristics are legendary.



Eriba-Touring Troll 540
Functional harmony.



The rounded exterior is continued in the design of the interior with the Toscana cherry wood furniture. This distinctive feature is apparent in the overhead storage cupboards. They provide ample stowage space at a comfortable height. The cream-coloured accents on the overhead locker doors and stowage trays emphasise the possible stowage space in the front and rear. Our view of the Eriba Touring Troll 540 ranges from the front seating area to the rear, where a generous seating area can very simply be converted into a comfortable bed. The spacious bathroom facilities on the right include a Thetford toilet for added independence.



Eriba-Touring Familia 310



Despite the caravan's compact dimensions our design engineers placed their top priority on comfort with a seating area both front and rear. The kitchen with a bright, sweeping worktop, round stainless steel sink and 3-burner hob shows this clearly. The smoked glass cover on the hob also doubles as a flame protection when it is place in vertical position.



Eriba-Touring Familia 320



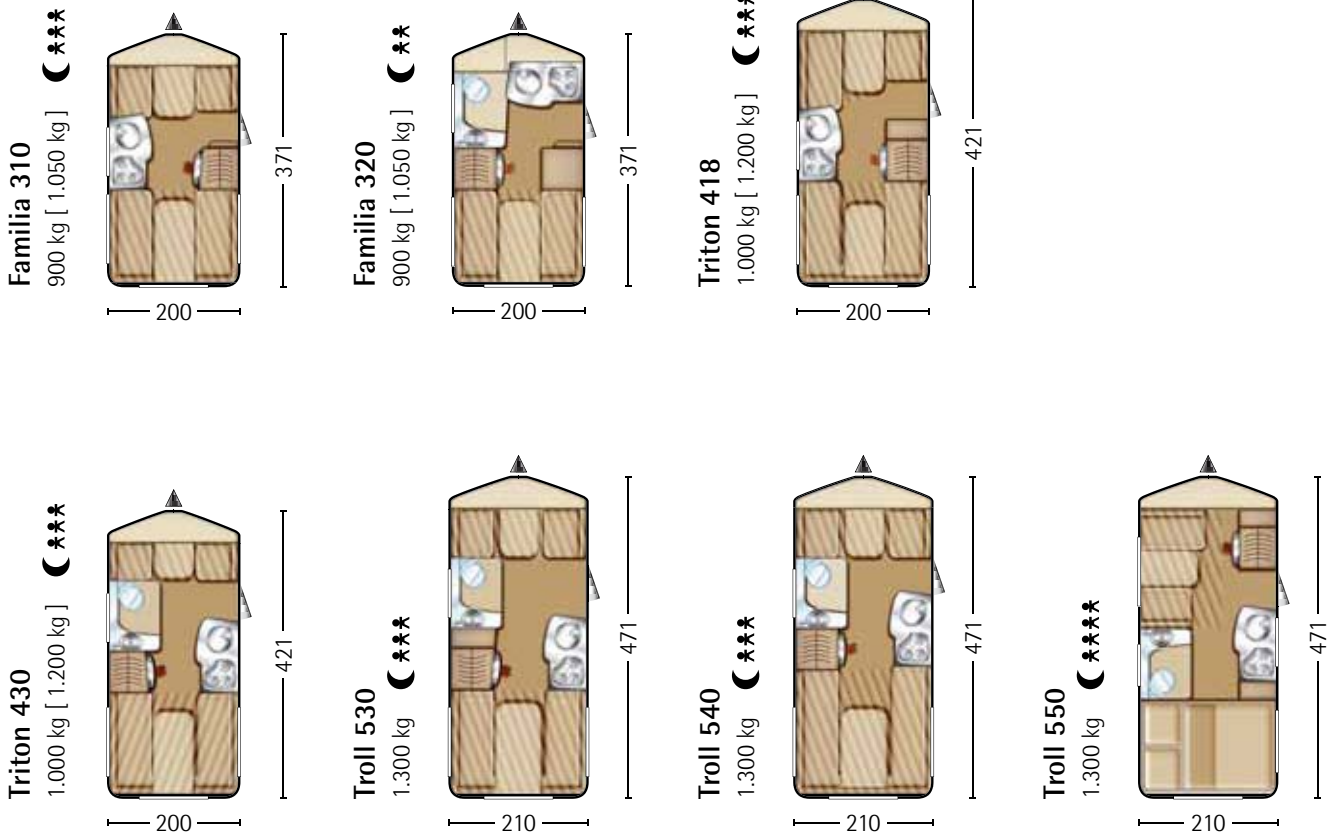
Everything on board. Right next to the entrance door, the elegantly curved and ergonomically designed kitchen followed by the bright washroom with flushing toilet and a corner vanity unit with inset basin and generous storage options. The easily converted seating area makes a comfortable bed.



Eriba-Touring Troll 540

Layouts

Eriba-Touring



The Eriba Touring range with its 7 layouts offers keen caravanners a diversity of options. Body lengths vary from 3.71 m to 4.71 m. Our illustrations show the Troll 540 with its bathroom and kitchen.

HYMER Feeling



Cabrio-Feeling.



Light, nimble, sporty. Perfect for intense travel experiences for long tours in combination with a comfortable feeling of wellbeing. Easy to handle, even on site thanks to the grab rail that extends across the entire width of the rear. This range ideally combines the technical benefits of a rising roof van with a generous living area design. The unique PUAL technology with its outstanding insulation values ensures an optimum climate.



*HYMER Feeling 425
What a Feeling.*



Modern and attractive. Fresh, sporty furniture design in Merano cherry finish. High quality edges in silver finish accentuate the clear lines. The deep ceiling lockers have horizontal sliding doors in the corner areas which allow perfect open access. With its overall length under five metre, the HYMER Feeling 425 has a spacious feeling. The standing height beneath the large area of rising roof is 1.98 metres.



Feeling 230

Compact, light and slim. With an overall length of less than four metres and a width of 2.00 metres, this is an ideal caravan for small towing vehicles. A superb round seating area with folding table dominates the vehicle and can be converted into a marvellous bed. In the rear of the vehicle, opposite the entrance door, a perfectly equipped L-shaped kitchen and generous wardrobe.



Family feeling. Complete, family friendly, with everything on board that makes a fully equipped caravan. A cosy seating area in the front, a fully equipped kitchen with a generously-sized worktop, complete bathroom, large wardrobe and bunk beds in the rear. On request, the model may be equipped with a camper-style rising roof, thereby offering even more sleeping options.

Feeling 380



HYMER Feeling 470



Comfort model with single beds. Despite its compact size, the HYMER Feeling 470 offers extraordinary comforts. The stylish seating area next to the entrance door in the rear area converts simply into another bed. The spaces for the various functions are clearly differentiated with the complete kitchen, the adjacent wardrobe, the washroom and the bedroom. A huge and comfortable bed is created by adding a cushion on the slatted base. On request, the HYMER Feeling can be fitted with a camper-style rising roof thereby offering even more sleeping options. The berth created is 1.93 metres by 1.50 metres.

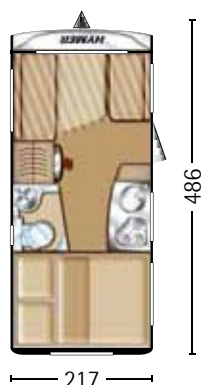


HYMER Feeling 425

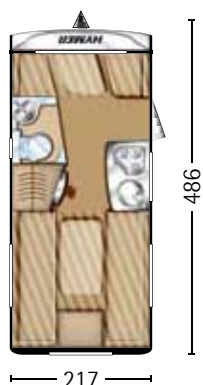


Layouts

Feeling 425
1.200 kg [1.300 / 1.400 kg] ☾ ★★★ [★★]



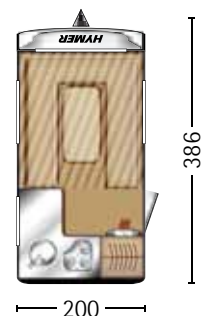
Feeling 430
1.200 kg [1.300 / 1.400 kg] ☾ ★★★ [★★]



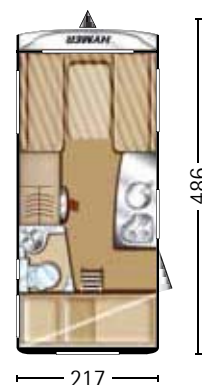
Feeling 470
1.300 kg [1.500 kg] ☾ ★★★ [★★]



Feeling 230
1.000 kg [900 kg] ☾★★



Feeling 380
1.200 kg [1.300 / 1.400 kg] ☾★★★★ [★★★]



A compact format, specially designed for younger people and families. A fixed transverse double bed, a comfortable seating area in the front, a complete kitchen with practical sideboard, a spacious wardrobe and a comfortable bathroom with a window are the features of the HYMER Feeling 425. The various cupboards offer generous amounts of space thanks to their deep bodies. In addition, the wide range of open compartments in the sleeping area and the kitchen area offer numerous storage options.

HYMER Sporting Style



*Sporty and elegant
at the same time.*



With its minimalistic exterior design, the smooth Carrara white panels and the anthracite decals, the HYMER Sporting Style radiates a discreet, unobtrusive, style and dynamic. The fascinating charm is also enhanced by the windows that finish flush with the decals. A caravan for people who value purist aesthetics and timeless elegance.



HYMER Sporting Style 465



Form follows function. The Sporting Style is characterized by clear structures. The stylish furniture in the Marasca Select finish with the light-coloured highlights on the ceiling lockers and on the high-level kitchen cabinet emphasize its clean lines. The selected upholstery with the Almendra fabric combination harmonises with the interior structure. The fittings leave nothing to be desired. The sleeping area in the front with queen-sized double bed and luxurious bathroom highlight the generous finish level, as do the kitchen fittings.



HYMER Sporting Style 465



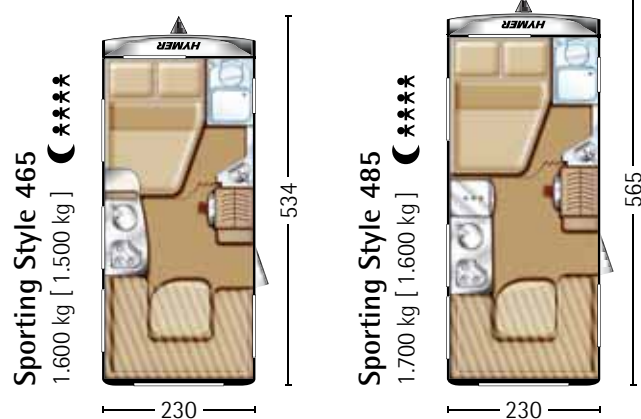
A layout with the emphasis on comfort for a couple who enjoy spacious surroundings. A useful layout if four wish to travel together. Comfort from the bedroom, via the bathroom to the kitchen and seating area.



HYMER Sporting Style 485



LAYOUTS




Similar in layout to the 465 but with a little more length and an even greater feeling of space. A raised 150 litre refrigerator right next to the kitchen and a large wardrobe are the important differences.

HYMER Sporting Jive



Sporting family fun.



With a chic design and attractive colour scheme, the HYMER Sporting Jive is attractive to young caravanners, and those who like to stay young. Fun for all of the family. Extraordinarily child-friendly with its bunk beds.



HYMER Sporting Jive 505



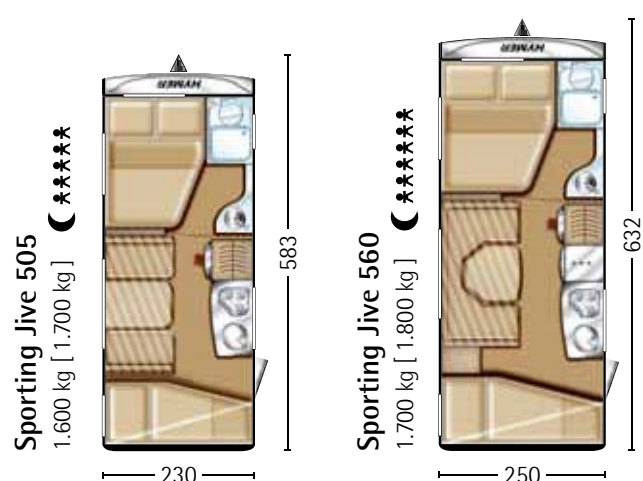
A feel-good apartment for parents and children. In the parents' bedroom, the queen-sized bed and the spacious bathroom can be separated from the remaining living area by a fabric, folding partition. Right next to entrance door is the comfortable kitchen with a seating area opposite and the children's room in the rear.



HYMER Sporting Jive 560



Layouts



A superbly comfortable central circular seating area dominates the living area which offers a particularly expansive feeling thanks to its overall width of 2.50 metres. The kitchen is also spacious with its high-level cabinet accommodating the large refrigerator with freezer compartment.

HYMER Nova



Trendsetter in the premium class.



HYMER Nova in a dynamic, perfectly-formed appearance. The uniquely stylish design with the attractive rounded form radiates nobility. Functional and pleasing on the eye, the rear light cluster mount and the full-width grab rail. Hinged windows in the front finish off the rounded lines.



HYMER Nova 545



The ambience is particularly harmonious with the furniture in Merano cherry finish. Classically elegant the entire interior. The rear of the caravan accommodates the bedroom and washroom with a separate shower and WC. The kitchen and round seating area with a sturdy single leg table are the last word in luxury.



HYMER Nova 531



The grand round seating area with the generous upholstery, the spacious kitchen, the lighting trim with integrated spots define the character. At the front, the bedroom with two single beds that can be converted into a lounging area with the pull-out slatted base and an additional cushion.



HYMER Nova 540



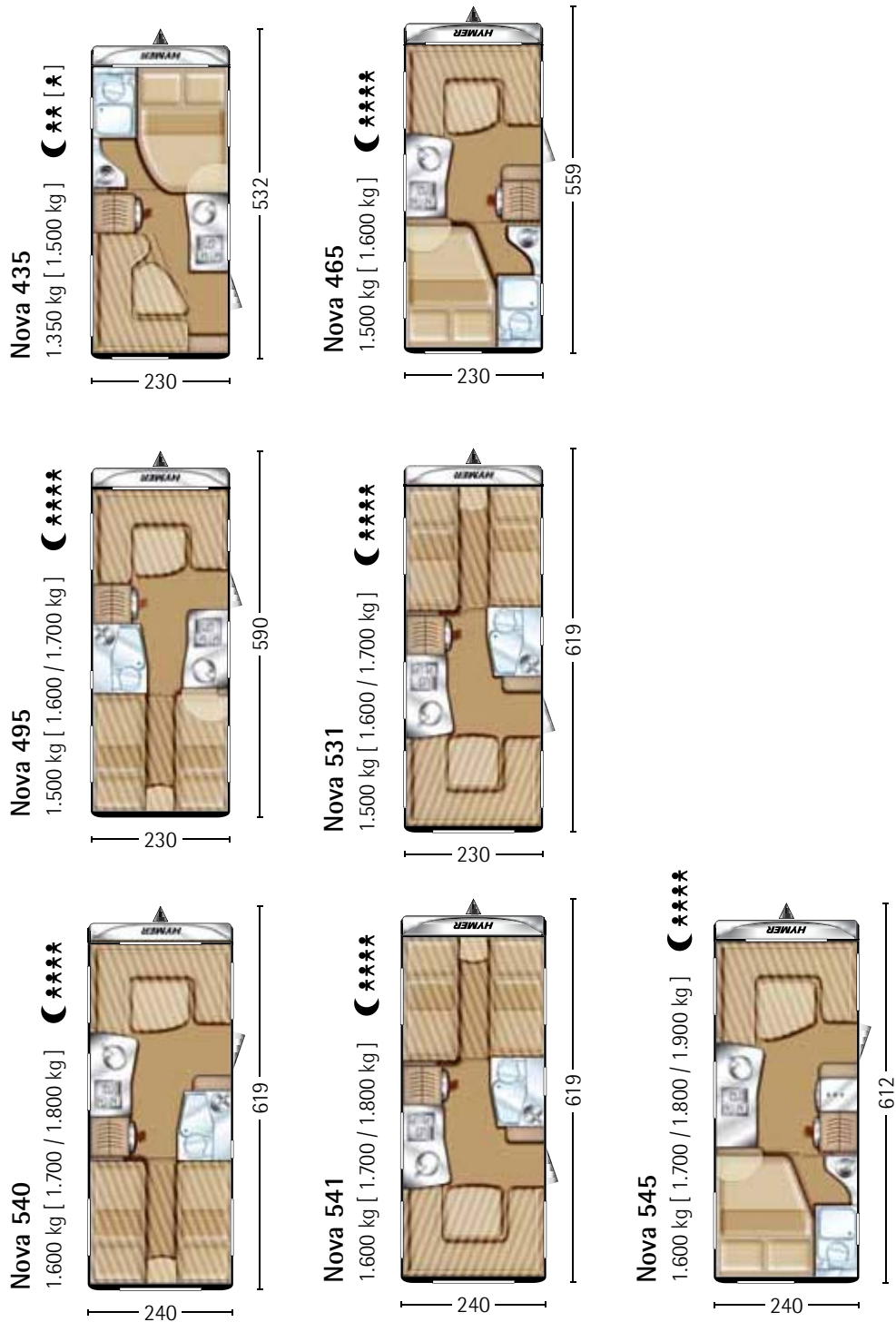
The roomy feeling is created by the open-plan living area. Right next to entrance doors there is a practical shoe cupboard, opposite the kitchen with side stowage compartments. The round seating area is particularly cosy. In the rear a sleeping area with single beds.



Plenty of space for kitchen wizards.

Layouts

HYMER Nova



Whatever Nova you go for; every one includes an ergonomically designed kitchen with a spacious work top and inset round sink with scraps basin. The 3 burner hob has a split glass cover and continuous sturdy strong pan rest.

HYMER Nova S



Pure luxury.



Perfect appearance. The exterior in champagne paintwork with exclusive carbon design decals (option) documents the high quality of the HYMER Nova S. Rounded forms connect walls and roof – a mark of the advanced technology in use. Special accents in the absolute top class.



HYMER Nova 540 S



Excellent atmosphere. Genuine elegance is displayed in the masterful interplay of high-quality furniture built by craftsmen. Finely grained tones in the surface finish of the Noce Bergamo decor complement the lavish styling of the upholstered furniture.



HYMER Nova 540 S



The model with the comfortable twin bedroom. In the elegant kitchen with the many practical drawers, the TEC Tower with the 150 litre fridge, oven and grill stands out. The luxury bathroom incorporates a bench toilet and separate shower.



HYMER Nova 545 S



The glossy white fronts on the roller-mounted drawers and ceiling lockers strike imposing accents. A room-high pull-out shelf unit makes light work of storing the kitchen utensils. Next to the bedroom, the vanity unit and the separate washroom.



HYMER Nova 690 S



Unrestrictedly luxurious ambience in the HYMER Nova 690 S. Comfortable circular seating area in the front, and a lounge seating area in the middle of the vehicle. As an option, you may choose the unique opening panorama window over the seating area and the exclusive leather finish.



HYMER Nova 690 S



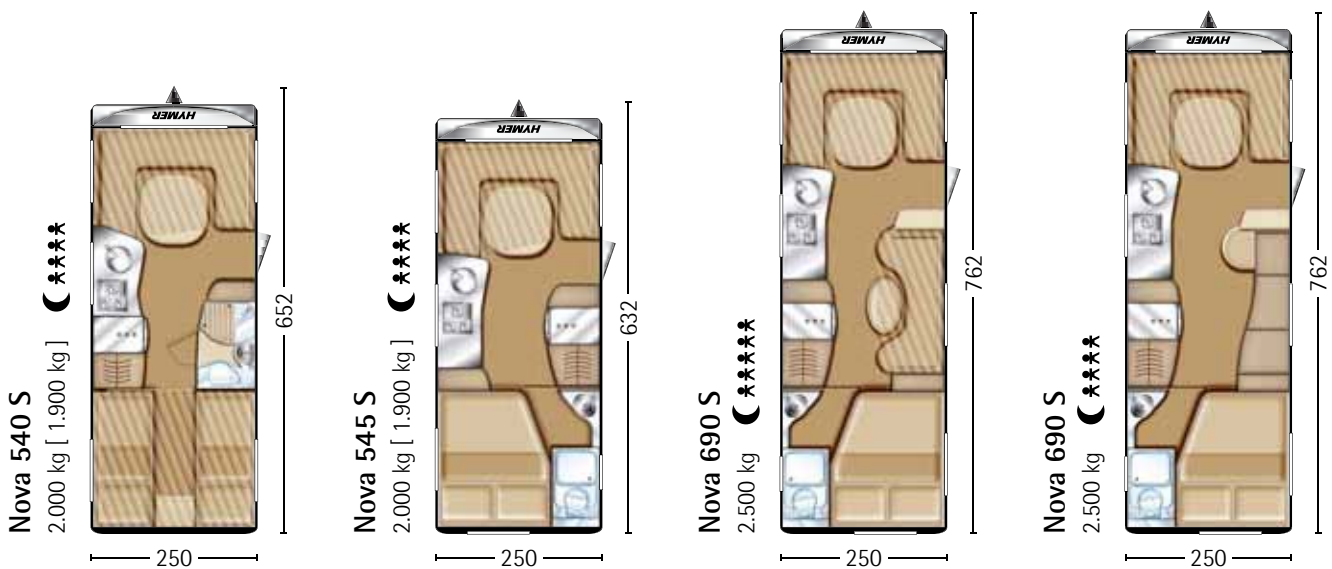
A sumptuous living area. The kitchen's large drawers extending its full width are an attraction. The Nova 690 S is available in a variant with lounge seating area or sideboard, and also with cocktail cabinet and laptop table.



High quality in every detail.



Layouts HYMER Nova S



Power-saving LED strips, spotlamps in the lighting strip and a four-beam main lighting unit ensure a pleasant ambience. Options include a sound package and a multimedia package, e.g. a flat-screen TV and the highest sound quality.

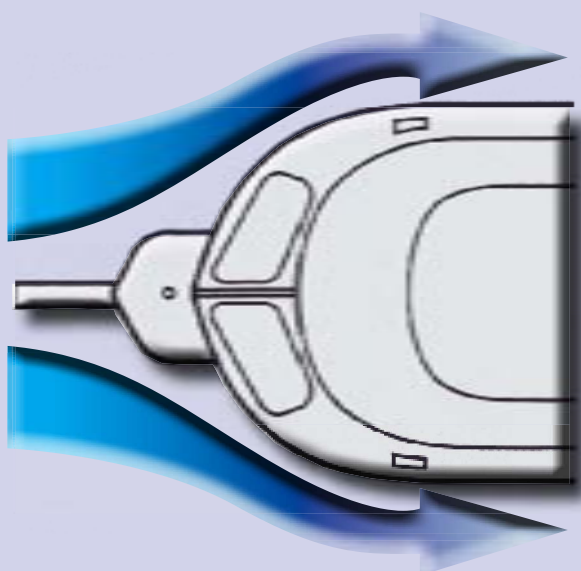


Technical know-how guaranteed.



Eriba Touring technology

- AERO styling with steel tubular frame construction
- Low overall height
- Chassis with independent suspension and shock absorbers
- Automatic overrun brake system and automatic reverse
- Rising roof with 26 mm sandwich insulation and two pantograph hinges
- Standing height in the rising roof is 1.91 metres
- Two-tone pearl grey/white paintwork
- GFRP rear lamp cluster mount





For over 50 years, the unique design principle has been based on the legendary tubular steel frame, originating in aircraft construction. This lightweight, self-supporting and corrosion-free design is aerodynamically modelled and is particularly robust, ensuring a long life and excellent towing characteristics. The outer skin is stove-enamelled aluminium and the rising roof shell is made from GFRP.


Original by
HYMER

Excellent
insulation

Made of cast
aluminium



*An extraordinary technology
makes its mark.*



- Stove-enamelled aluminium
- PU foam
- Plywood
- Plastic corner sections
- Mixed polymer adhesive

The unique PUAL construction with which HYMER is still setting standards is characterised above all by the excellent insulation values of the walls and roof.

The excellent insulation provided by the closed-pore PU foam guarantees pleasant temperatures throughout the year and keeps gas consumption down in winter. The thermal insulation provided is equivalent to a solid masonry wall 68 cm thick.

In addition, this composite technology is an absolutely watertight and corrosion-proof construction. The walls and roof are manufactured from a single casting and thus are able to meet the highest loading. The composite technology also provides an absolutely watertight joint at the transitions between the side walls and the front wall.

PUAL technology is found in the HYMER Feeling, HYMER Sporting Style, HYMER Sporting Jive, HYMER Nova and HYMER Nova S model series. The unique construction method was developed by HYMER in 1978 and sets the standards for advanced technology.



Vehicle safety and handling.



The chassis clinches it with its optimum ride comfort and road safety. With our innovative chassis solutions, we ensure that your HYMER caravan will have good towing characteristics and that you will reach your destination relaxed and in safety.

The stabiliser and the tried-and-tested anti-snaking system stabilise your vehicle and caravan in critical situations such as in a cross wind, truck traffic coming the other way, overtaking manoeuvres or cornering. Small oscillations and dipping movements of the caravan are permanently suppressed and thus ensure a high level of stability.

Additional manoeuvring handles on the front of the Nova models make manoeuvring easy, even in a tight space such as on a camp site.



A fully galvanised lightweight chassis lays a solid foundation for the HYMER caravan model series. In addition to Stabilform jacks with semi-trailing links, independent suspension with shock absorbers, many models incorporate the tried-and-tested AL-KO AKS stabiliser. AL-KO Trailer Control (ATC) is available as an option on some models.



Homely comforts with many practical benefits.



Function highlights in detail


- 1 Some open storage compartments in the front and rear with integral lighting (Nova, Nova S).
- 2 Useful spotlights in the shelves.
- 3 Simple and comfortable bed construction in the seating areas.
- 4 Spice racks act as a room divider.
- 5 Practical shoe cupboard right next to entrance doors.
- 6 Flexible TV brackets make for viewing pleasure in most models
- 7 Drawers keep you organised in the kitchen.

The living area determines the overall impression of the caravan. This is why we put the greatest priority after the visual impression on functional and practical components, e.g. the unequalled kitchen design with large worktops, multi-functional 3-burner hob with continuous pan rest and asymmetrically split cover. This cooker provides plenty of space for large pots and pans. It is easy to clean and operate with its large knobs.




Designed to the last detail

- 1 The highest demands on the kitchen are met by the full-height pull-out shelves on the Nova S models (layout-dependent).
- 2 The single-pillar table stand, which can be shifted in any direction offers optimum legroom.
- 3 The Truma Therme and the water drain valves are located in a specially protected position in the Nova's seat base.
- 4 Large external hatches up to 100 x 40 cm in size provide easy access to the storage space.



Comfort is the result of the sum of the details experienced.



Masses of storage space

- 5 Ample storage space under the children's bunk beds in all Sporting models.
- 6 Built-in beds have pressurised gas supports to help with access to the storage space
- 7 Divided seat base lids for easy access.
- 8 On request, particularly generously-sized cranked roof vents (80 x 50 cm) with integrated lighting are available.

The balance between the individual components, the interplay of the materials and the function-oriented solutions all make decisive contributions to comfort and well-being. Perfectly thought out. A cabinet maker will recognise the craftsman's skill that goes into the furniture. Storage space in the interior and a multiplicity of external hatches ensure order in the leisure equipment.

Fabric designs



Husum



Lucca



Malmö



Salvador



Tarragona



Ravenna



Choco leather

	Husum	Lucca	Malmö
Eriba-Touring	●	●	●
HYMER Feeling	●	●	●
HYMER Sporting Style			
HYMER Sporting Jive	●	●	●
HYMER Nova	●	●	●
HYMER Nova S			

Standard = ● Optional = ○



Lille



Palermo



Belfast



Zamora



Almendra



Pebble leather

	Lille	Palermo	Belfast	Salvador	Tarragona	Ravenna	Zamora	Almendra	Pebble leather	Choco leather
		●	○							
	○	●	○							
	○	●	○				●	●		
	○	●	○						○	○
				●	●	●			○	○

Note:

This brochure describes the series status at the time of publication. Some of the photos contain optional extras.

Despite careful checking of the contents, printing errors are not excluded.

During the course of the model year, we retain the right to make changes in equipment and product improvements.

Before signing a contract of sale, please ask our authorised HYMER dealer for our current products and series status.

Some vehicles are illustrated with optional extras which are quoted in the current price list and are available at extra cost. Decorative items illustrated are not supplied by HYMER. The details concerning scope of delivery, appearance, performance, dimensions and weights of the vehicles – deviations within factory tolerance limits (max. +/-5%) are possible and permissible – are correct at the time of going to press. They conform with the European provisions governing homologation; they may change up to the point of vehicle purchase or delivery. Your HYMER dealer will be happy to inform you of any changes and the standard scope of delivery.
Copyright by HYMER AG.

The water supply system is state of the art as of 07/2011 (Guideline 2002/72/EC).